

Experiences and key findings of the Gender-based violence survey in Finland

Marjut Pietiläinen*, 30 August, the 9th United Nations Global Forum on Gender Statistics in Johannesburg, South Africa

*Co-authors: Henna Attila, Miina Keski-Petäjä, Laura Lipasti, Kimmo Haapakangas & Juhani Saari



The Finnish GBV survey

- Statistics Finland conducted the survey to meet
 - Istanbul convention's & international requirements
 - National information needs
- Implementation of the EU-GBV Survey
 - Prevalence and different forms of inter-personal violence, especially against women.
- The Finnish GBV project 11/2019–04/2023
 - Project, steering and expert groups
- Funding: Eurostat grant, Statistics Finland & 3 ministries.
- Nationally, the survey provides also information on violence against men aged 18-74 and women aged 16-17.
- Included national questions on:
 - Covid-19, honor related violence, feelings of fear, use of shelters, forced marriages and attitudes towards genital mutilation and use of social and welfare services and shelters.

Data collection

Survey name: Safety and well-being in Finland 2021

- Preparing the survey (questionnaire, respondent materials), approximately 8 months
- Data collection during fall 2021
- Self administrative web questionnaire
- Sample size 25,000, including
 - 15,000 women aged 18 to 74
 - 5,000 women aged 16 to 17
 - 5,000 men aged 18 to 74
- Register-based sample represents the whole population
- Response rate 30 %
- Motivational calls by Statistics Finland's interviewers
 - trained to face possible victims of violence

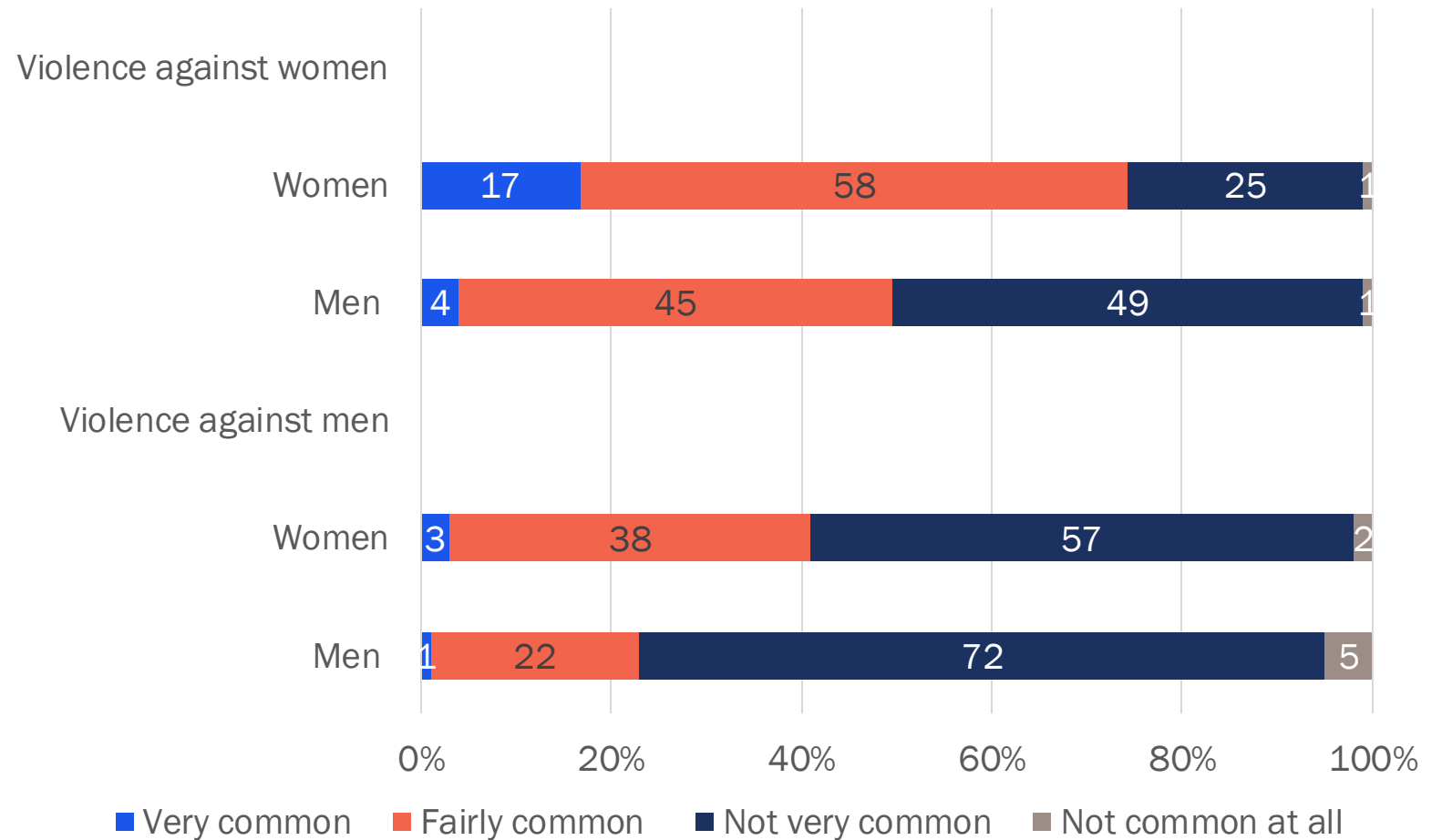




Gender-based violence in Finland – key results

In general, how common do you think intimate partner violence against women / men is in your country?

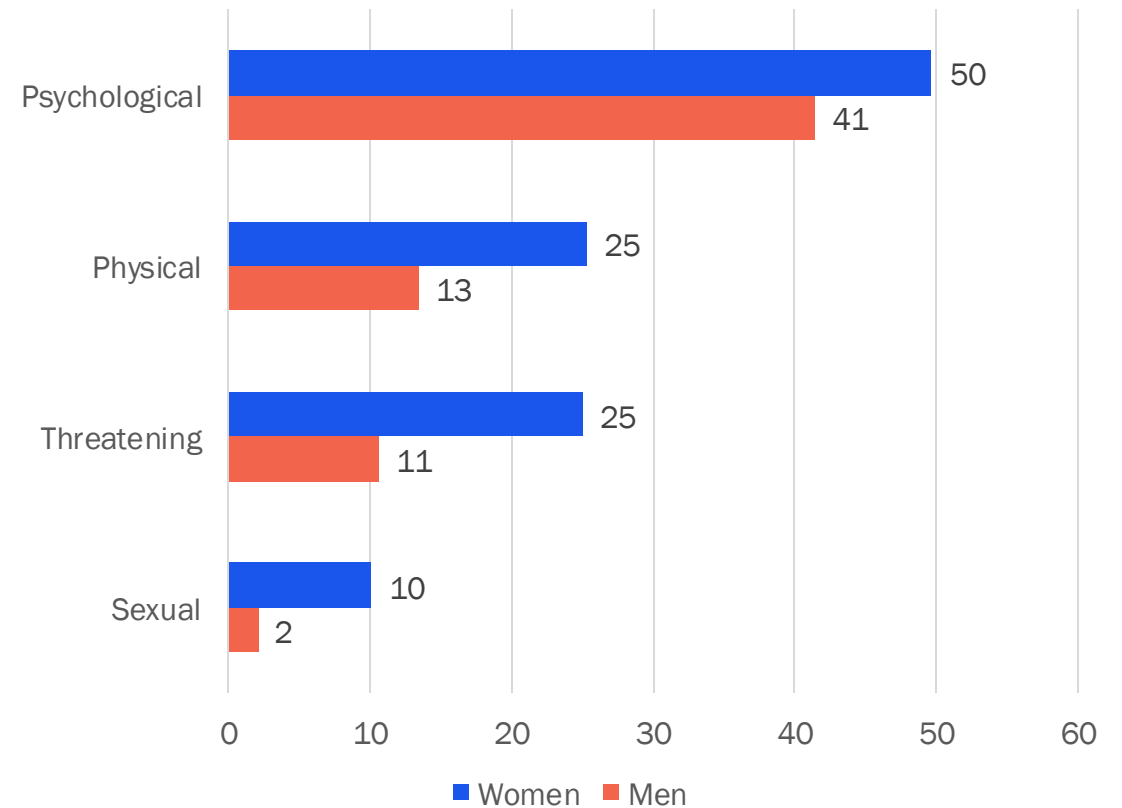
- Women consider gender-based violence more common than men
- Women rated violence against women far more prevalent than men.
- Women also viewed violence against men more common than men.



Source: The Finnish GBV survey 2021, Statistics Finland

Experiences of intimate partner violence among ever-partnered, % (respondents aged 16* – 74)

- 50% of women and 41% of men had experiences of psychological intimate partner violence in their lifetime.
- 25% of women and 13% of men had experiences of physical intimate partner violence in their lifetime.
- 25% of women and 11% had experiences of threatening.
- 10% of women and 2% of men had experiences of sexual intimate partner violence in their lifetime
- When measuring this type of prevalence, a single act of violence constitutes as experiences of violence.



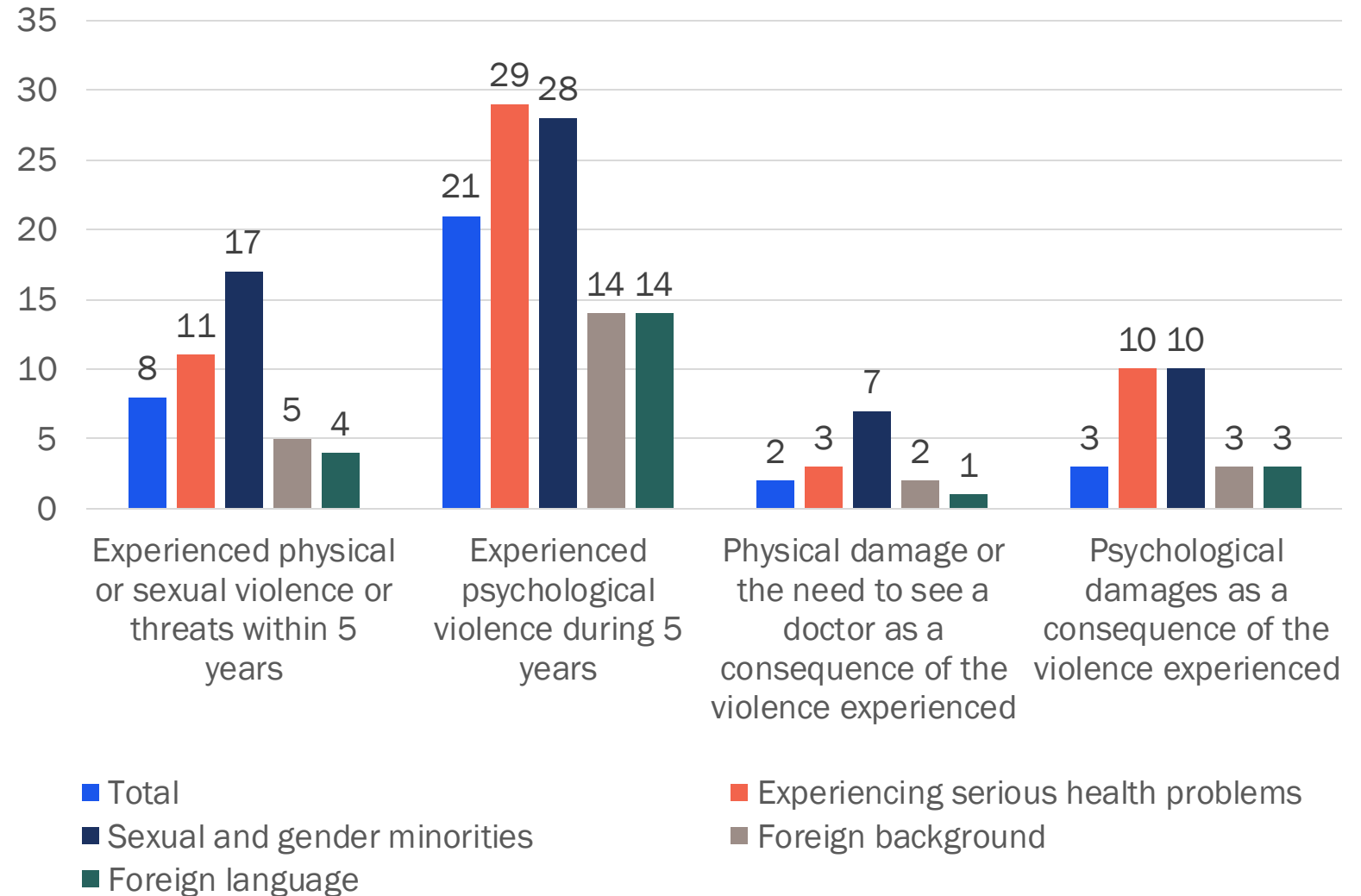
*men aged 18-74

Source: The Finnish GBV survey 2021



Experiences and consequences of intimate partner violence among ever-partnered in certain groups, % (from 16* to 74 years)

- People experiencing serious health problems or belonging to sexual or gender minorities seem to be at risk to face intimate partner violence and its consequences.



*men aged 18-74

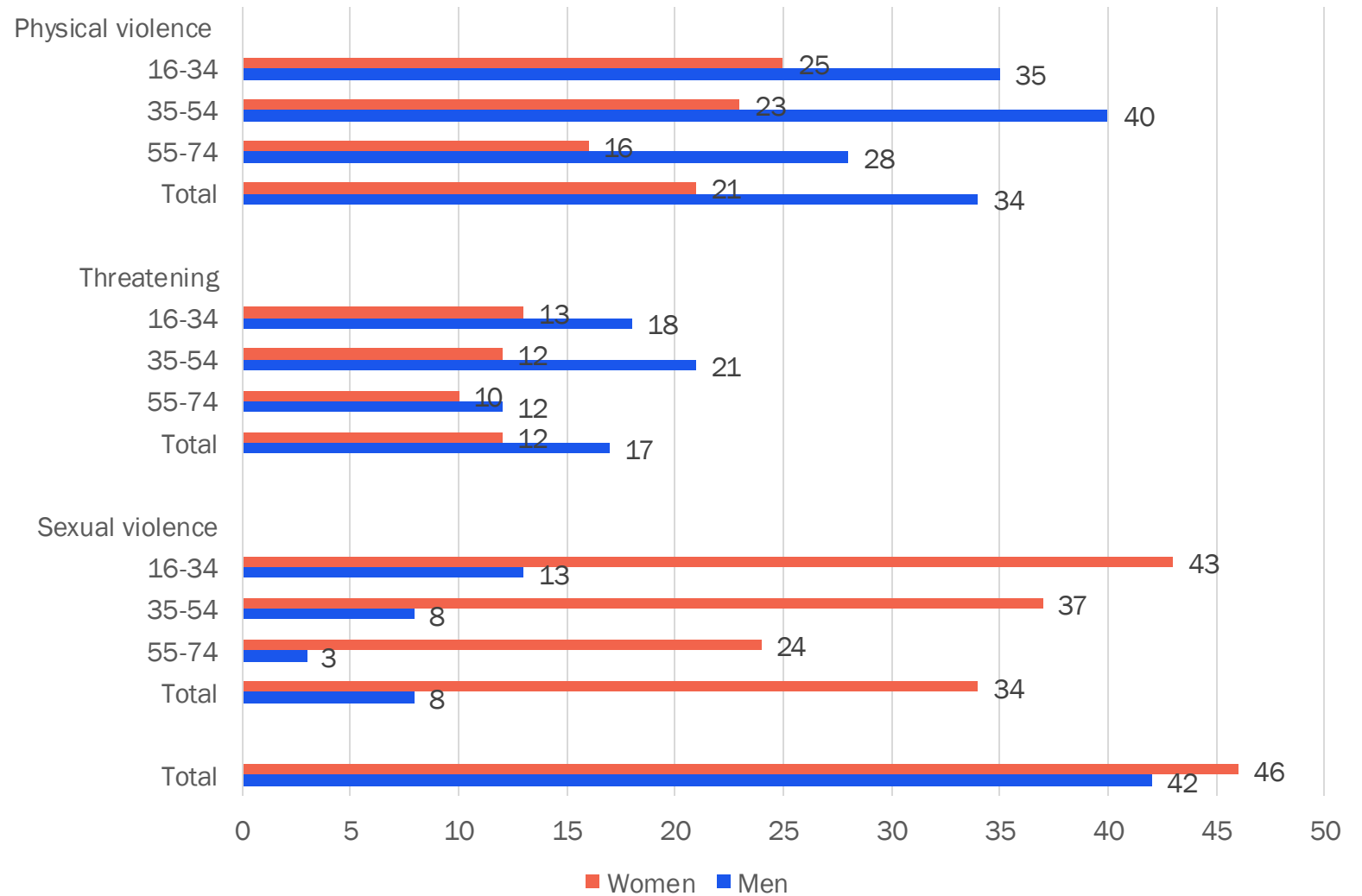
Source: The Finnish GBV survey 2021, Statistics Finland



Experiences of non-partner violence

- Almost every other woman and man has experienced non-partner violence since age 15.
- Men typically experience physical violence, women sexual violence.
- Among women, 16–34-year-olds had the most experiences, among men, 35–54-year-olds.
- 83% of perpetrators of physical violence are men.
- Typically, non-partner violence is experienced by an unknown perpetrator.

Experiences of non-partner violence by the type of violence, %
(respondents aged 16*–74 years)

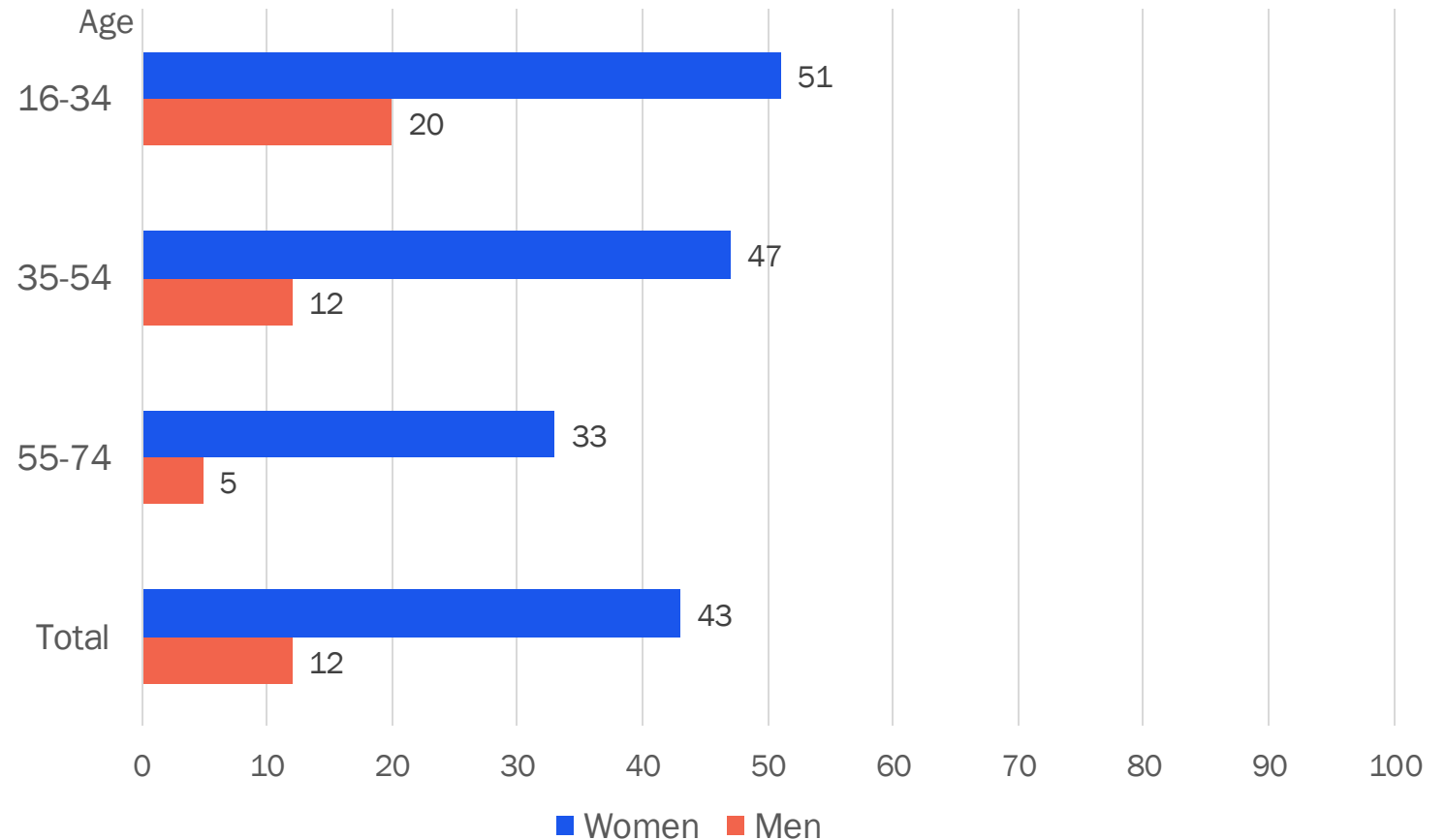


*men aged 18-74



Lifetime experiences of sexual violence, %

- 51% of women aged 16-34 and 20% of men aged 18-34 reported sexual violence experiences in their lifetime.
- 10% of ever-partnered women and 2% of men had experiences by the current or previous partner.
- 34% of women aged 16-74 and 8% of men had experiences by a non-partner since age 15.



Young people report more experiences than older ones. Age turned out to be the main explanatory factor in experiences.

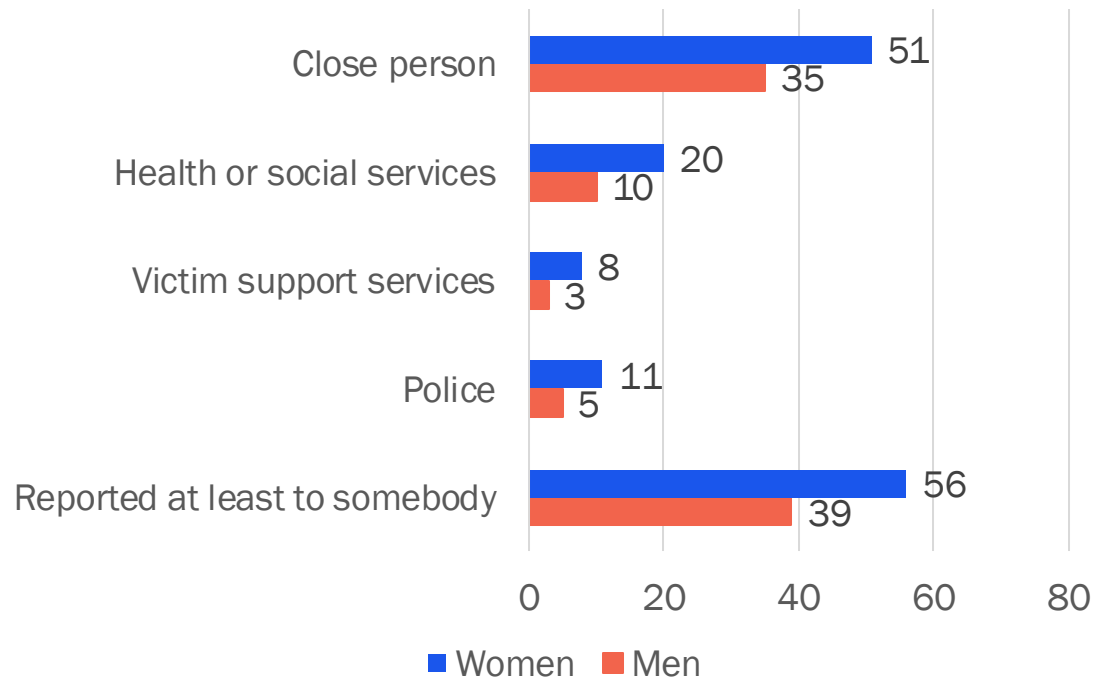
No remarkable differences in experiences by educational background or labour market status.

Source: The Finnish GBV survey 2021, Statistics Finland

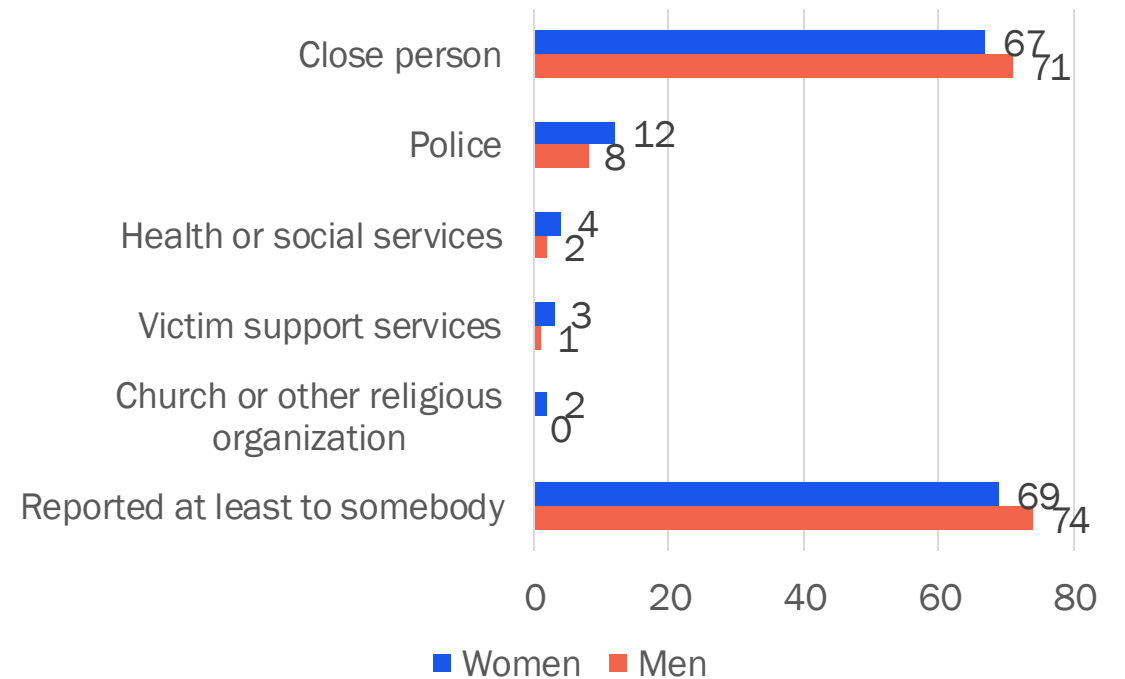


Reporting gender-based violence, (respondents aged 16–74 years)

Intimate partner violence (physical, sexual + threatening)



Non-partner violence, % (violence experienced during previous 5 years)



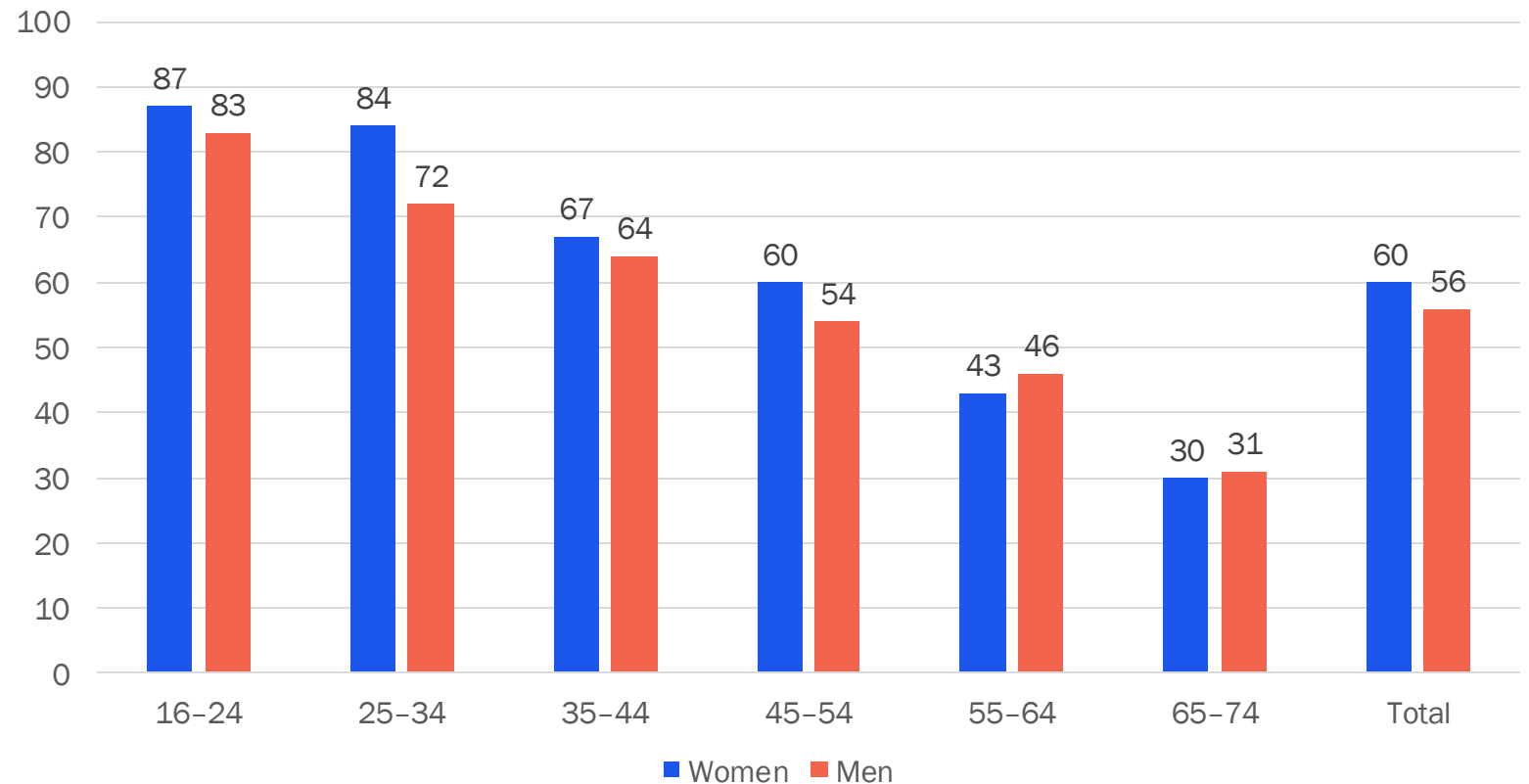
Source: The Finnish GBV survey 2021, Statistics Finland



Online violence and harassment

- Women report having experienced online violence or harassment slightly more often than men.
- Typically, women get private comments, men public comments.
- Women report both experienced and witnessed online violence or harassment affecting them or their actions considerably more often than men do.

Experienced or witnessed online violence or harassment, %



Women are more likely than men to limit their participation on online and social media discussions.

Women report online violence or harassment causing psychological symptoms more often than men.



Take away points

- To get an overall picture of gender-based violence both administrative data and surveys are needed.
- Web survey is a cost-efficient and sensitive data collection method. However, it does not reach everybody.
- Highlight nationally the importance of information and international obligations.
- Cooperate and get key stakeholders involved in the project / process.
- Take the sensitivity of the topic into account at all stages of the process.
- Compare perceptions and experiences of gender-based violence.
- Report and utilize the national survey results and bring up the national peculiarities.
- Do not forget researchers and use of the data also in the future .





Thank you

More information available:

<https://tilastokeskus.fi/tup/sukupuolistunut-vakivalta/index.html>

marjut.pietilainen@stat.fi

